





HIG-800.1

IMAGE: CSM_Circular Geometric A.1A
MATERIAL: 1/2" Black Sintra
O/D SIZE: 30" Diameter
BACKING: Security Hardware



HIG-800.2


IMAGE: CSM_Drops Burst A2.4.BW
MATERIAL: 1/2" White Sintra
O/D SIZE: 30" Diameter
BACKING: Security Hardware



HIG-801.1A

IMAGE: CSM_Mod Circle B1.A
MATERIAL: Gallery Wrap Canvas
STRETCHER: 1.75" Depth
O/D SIZE: 24"W x 36"H

BACKING: Hardback w/ Security Hardware



HIG-801.1B

IMAGE: CSM_Seven Point Spiral-20
MATERIAL: Paper
IMAGE SIZE: 16"W x 16"H
MAT: None
GLASS: 16"W x 16"H
FRAME: 1.25" BW26027
O/D SIZE: 18.5"W x 18.5"H



HIG-801.1C

IMAGE: CSM_Shapes
MATERIAL: Linen Textured Paper
IMAGE SIZE: 14.5"W x 14.5"H
MAT: 2" Single
GLASS: 18.5"W x 18.5"H
FRAME: 0.75" 2440-70 Matte Taupe
O/D SIZE: 20"W x 20"H



HIG-801.2A

IMAGE: CSF_Geometric Pieces A1
MATERIAL: Gallery Wrap Canvas
STRETCHER: 1.75" Depth
O/D SIZE: 24"W x 36"H

BACKING: Hardback w/ Security Hardware



HIG-801.2B

IMAGE: CSM_Cutouts
MATERIAL: Paper
IMAGE SIZE: 13.5"W x 9.5"H
MAT: 2" Single
GLASS: 17.5"W x 13.5"H
FRAME: 1.25" BW26027
O/D SIZE: 20"W x 16"H



HIG-801.2C

IMAGE: CSM_Angles A
MATERIAL: Paper
IMAGE SIZE: 18.5"W x 18.5"H
MAT: None
GLASS: 18.5"W x 18.5"H
FRAME: 0.75" 2440-70 Matte Taupe
O/D SIZE: 20"W x 20"H



HIG-802 or 811.1.2


• Amber Urban Scheme

IMAGE: CI_Papercut_SM
MATERIAL: Paper
IMAGE SIZE: 7.5"W x 11.5"H
MAT: 1.5" Single
GLASS: 10.5"W x 14.5"H
FRAME: 0.75" 2440-70 Matte Taupe
O/D SIZE: 12"W x 16"H



HIG-803.1

IMAGE : CSM_Color Curves A6.1
MATERIAL : Gallery Wrap Canvas
STRETCHER : 1.75" Depth
O/D SIZE : 30"w x 30"h
BACKING: Hardback w/ Security Hardware



HIG-803.2

IMAGE: CSM_Abstract Cuts_F1.1
MATERIAL: Paper
IMAGE SIZE: 28.5"W x 28.5"H
MAT: None
GLASS: 28.5"W x 28.5"H
FRAME: 0.75" 2440-70 Matte Taupe
O/D SIZE: 30"W x 30"H



HIG-804 or 820.3.1

• Coral Coastal Scheme

| | |
|-------------|-------------------------------|
| IMAGE: | CI_Coastal Coral Splotches_SM |
| MATERIAL: | Paper |
| IMAGE SIZE: | 11.5"W x 15.5"H |
| MAT: | 3" Single |
| GLASS: | 17.5"W x 21.5"H |
| FRAME: | 1.25" BW26027 |
| O/D SIZE: | 20"W x 24"H |