



CHOICE • Comfort Rise & Shine

ARTLINE 2021 • Specification Package

SEA SCHEME

SEA SCHEME

Guestroom: King & Double Queen Side Wall

Puneet Bhasin / puneet@artlinegroup.com


Ed Carr / ed@artlinegroup.com

**** Please be sure to select ONE (1) SET when placing your order. ****



OPTION 1

Tag #: X-500B-sea1



OPTION 2

Tag #: X-500B-sea2



OPTION 3

Tag #: X-500B-sea3

X-500

DESCRIPTION: Gallery Wrap Canvas

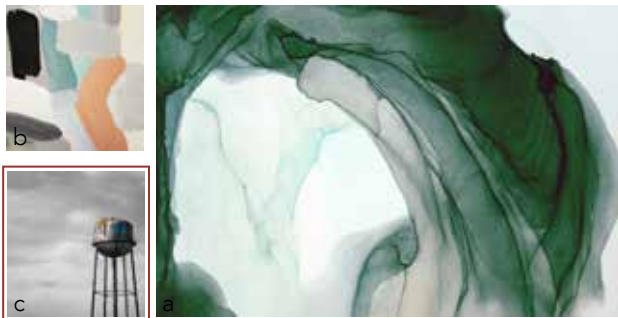
O/D: 24"W x 30"H

Guestroom: King & Double Queen Sofa Art

Puneet Bhasin / puneet@artlinegroup.com

Ed Carr / ed@artlinegroup.com

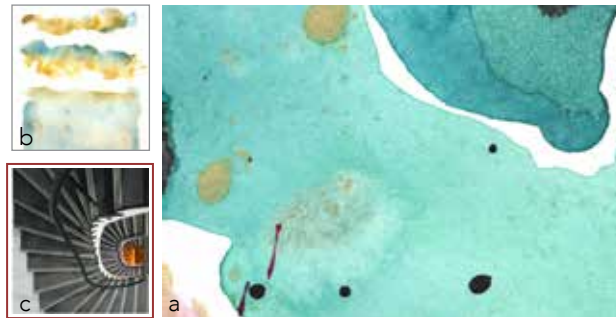
**** Please be sure to select ONE (1) Option when placing your order. ****
**** Please be sure to include YOUR REGION (if applicable) when placing your order. ***



OPTION 1

Tag #s: (a) X-501C-asea1
(b) X-501C-bsea1
(c) X-501C-csea1-YOUR REGION


**** Red Outline Indicates Regional Option ****



OPTION 2

Tag #s: (a) X-501B-asea2
(b) X-501B-bsea2
(c) X-501B-csea2

**** Red Outline Indicates Regional Option ****



OPTION 3

Tag #s: (a) X-501B-asea3
(b) X-501B-bsea3-YOUR REGION
(c) X-501B-csea3

**** Red Outline Indicates Regional Option ****

X-501

DESCRIPTION: Gallery Wrap Canvas

O/D: (a) 36"W x 24"H

(b) 13.25"W x 14"H

(c) 13.25"W x 14"H

SEA SCHEME

Guestroom: Bath

Puneet Bhasin / puneet@artlinegroup.com

Ed Carr / ed@artlinegroup.com

**** Please be sure to select ONE (1) SET when placing your order. ****



OPTION 1

Tag #: X-502A-sea1



OPTION 2

Tag #: X-502A-sea2



OPTION 3

Tag #: X-502A-sea3

X-502

FRAME: 2" in B231 (Champagne)

MATERIAL: Paper

O/D: 30"W x 30"H

SEA SCHEME

Guestroom: Small Bath

Puneet Bhasin / puneet@artlinegroup.com

Ed Carr / ed@artlinegroup.com

**** Please be sure to select ONE (1) SET when placing your order. ****



OPTION 1

Tag #: X-502B-sea1



OPTION 2

Tag #: X-502B-sea2



OPTION 3

Tag #: X-502B-sea3

X-502B RENO

FRAME: 1" in B231 (Champagne)


MATERIAL: Paper

O/D: 20"W x 20"H

Guestroom: Vanity Mirror

Puneet Bhasin / puneet@artlinegroup.com

Ed Carr / ed@artlinegroup.com



X-405

DESCRIPTION: 4 Sided LED Mirror with Frosting to the Edge (WG),
Lighted with LED Strips


O/D: 40"W x 40"H

SEA SCHEME

Guestroom: RENO Vanity Mirror

Puneet Bhasin / puneet@artlinegroup.com

Ed Carr / ed@artlinegroup.com



X-409

DESCRIPTION: 4 Sided LED Mirror with Frosting to the Edge (WG),
Lighted with LED Strips

O/D: 32"W x 32"H

SEA SCHEME

Guestroom: Vanity Mirror (ADA)

Puneet Bhasin / puneet@artlinegroup.com

Ed Carr / ed@artlinegroup.com



X-408

DESCRIPTION: 2 Sided LED Mirror with Frosting to the Edge (WG),
Lighted with LED Strips

O/D Options: 28"W x 40"H

SEA SCHEME

Guestroom: Full-Length Mirror

Puneet Bhasin / puneet@artlinegroup.com

Ed Carr / ed@artlinegroup.com



X-503

MIRROR: COMF3066

FRAME: 1" Champagne with Rounded Edges

O/D OPTIONS: 30"W x 66"H

24" W x 66" H

CHOICE • Comfort Rise & Shine

www.artlinegroup.com • P:516.931.5550

ARTLINE GROUP

SEA SCHEME

Public Space: Breakfast Room

Puneet Bhasin / puneet@artlinegroup.com

Ed Carr / ed@artlinegroup.com

**** Please be sure to select ONE (1) SET when placing your order. ****



OPTION 1

Tag #: BR-500B-asea1
BR-500B-bsea1



OPTION 2

Tag #: BR-500B-asea1
BR-500A-bcity2



OPTION 3

Tag #: BR-500B-asea3
BR-500B-bsea3

BR-500B

FRAME: 1" w x 1.5" Deep x2515 (Bronze)

MATERIAL: Paper

O/D: 40"W x 48"H

SEA SCHEME

Public Space: Breakfast Room

Puneet Bhasin / puneet@artlinegroup.com

Ed Carr / ed@artlinegroup.com

**** Please be sure to select ONE (1) SET when placing your order. ****



Top Type (a): BR-501A-a Top Shelf (b): BR-501-a Bottom Type (c): BR-501A-b Bottom Shelf (d): BR-501-b

BR-501

DESCRIPTION: Formed Resin "Rise and Shine" Lettering mounted on Integrated White Shelving.

- (a) 5 letters, 5 1/2" High X 3 1/2" Deep Resin "RISE &" Finish 2-Colors
- (b) 24" Wide x 4" Deep x 1 3/8" Thick Wood Shelf, Single Color Finish Floating Shelf with T-Screw in Center for Locking
- (c) 5 letters, 5 1/2" High X 3 1/2" Deep Resin "SHINE" Finish 2-Colors
- (d) 36" Wide x 4" Deep x 1 3/8" Thick Wood Shelf, Single Color Finish Floating Shelf with T-Screw in Center for Locking

SEA SCHEME

Public Space: Grid Wall Regional Art

Puneet Bhasin / puneet@artlinegroup.com

Ed Carr / ed@artlinegroup.com

**** Please be sure to include *YOUR REGION* when placing your order. ****

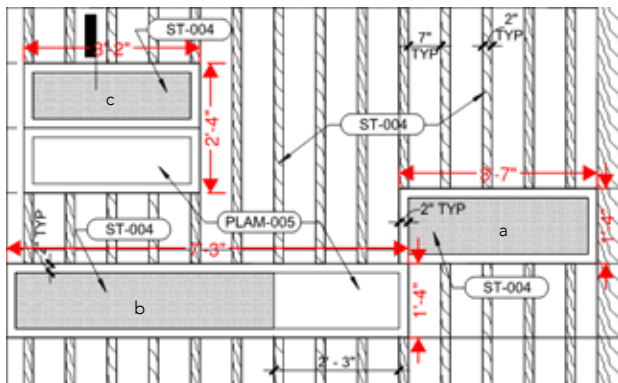


Tag #s:

(a) BR-503-a-YOUR REGION

(b) BR-503-b-YOUR REGION

(c) BR-503-c-YOUR REGION



BR-503 ** Red Outline Indicates Regional Option **

DESCRIPTION: Scratch Resistant Aluminum (High Gloss)
OR Scratch Resistant Masonite (High Gloss)

O/D: (a) 39"W x 12"H

(b) 56"W x 12"H

(c) 34"W x 10"H

Artline does not provide the wood paneling

CHOICE • Comfort Rise & Shine

www.artlinegroup.com • P:516.931.5550

ARTLINE GROUP

SEA SCHEME

Public Space: Breakfast Room Renovation

Puneet Bhasin / puneet@artlinegroup.com

Ed Carr / ed@artlinegroup.com

**** Please be sure to select ONE (1) SET when placing your order. ****



OPTION 1

BR-502-orange-reno



OPTION 2

BR-502-blue-reno

BR-502 Reno

DESCRIPTION: 4 pieces, Scratch Resistant, High Gloss Masonite

O/D: 20"W x 20"H (ea.)

Public Space: Breakfast Room (New Build)

Puneet Bhasin / puneet@artlinegroup.com

Ed Carr / ed@artlinegroup.com



TAG #: BR-502-New

BR-502 New

DESCRIPTION: Scratch Resistant, High Gloss Masonite

O/D: 12"W x 20"H (ea.)

SEA SCHEME

Public Space: Flex Room

Puneet Bhasin / puneet@artlinegroup.com


Ed Carr / ed@artlinegroup.com

**** Please be sure to select ONE (1) SET when placing your order. ****



OPTION 1

Tag #: FMR-500D-sea1



OPTION 2

Tag #: FMR-500D-sea2



OPTION 3

Tag #: FMR-500D-sea3

FMR-500D

FRAME: 1" w x 1.5" Deep in 2515 (Bronze)

MATERIAL: Paper

O/D: 60"W x 42"H (ea.)

**** Please be sure to include *YOUR REGION* when placing your order. ****



REGIONAL ART

Tag #: LBY-500-*YOUR REGION*

**** Red Outline Indicates Regional Option ****

LBY-500

DESCRIPTION: Printed on Scratch Resistant Aluminum (High Gloss)
OR Scratch Resistant Masonite (High Gloss)

O/D: 60"W x 28"H

Communal Table Art

Puneet Bhasin / puneet@artlinegroup.com

Ed Carr / ed@artlinegroup.com

**** Please be sure to select ONE (1) Option when placing your order. ****
**** Please be sure to include YOUR REGION (if applicable) when placing your order. ****



OPTION 1

Tag #: LBY-501B-sea1-YOUR REGION

**** Red Outline Indicates Regional Option ****



OPTION 2

Tag #: LBY-501B-sea2



OPTION 3

Tag #: LBY-501B-sea3

LBY-501

FRAME: 3" Flat in 2515 (Bronze)

MATERIAL: Paper

O/D: 50"W x 35"H

SEA SCHEME

Public Space: Corridor Art & Elevator Lobby

Puneet Bhasin / puneet@artlinegroup.com

Ed Carr / ed@artlinegroup.com

**** Background selection options on the next page.****



2 PIECES PER FLOOR

1st Floor Tag #s: LBY-503-f1a

LBY-503-f1b

2nd Floor Tag #s: LBY-503-f2a

LBY-503-f2b

3rd Floor Tag #s: LBY-503-f3a

LBY-503-f3b

LBY-503

FRAME: 1" w x 1.5" Deep in 2515 (Bronze)

MATERIAL: Paper

O/D: 30"W x 42"H (ea.)

SEA SCHEME

Public Space: Elevator Texture Options


Puneet Bhasin / puneet@artlinegroup.com

Ed Carr / ed@artlinegroup.com

**** Choose one image per floor based on your surroundings. Image will be colorized to fit Sea Scheme****




rocky




mountain




street




downtown



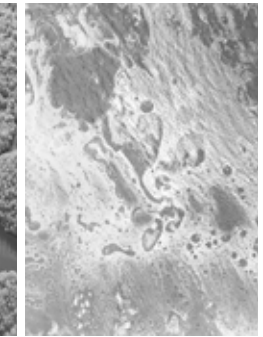
monuments



cars



river



splash




ripple




crossing




agriculture



stitching



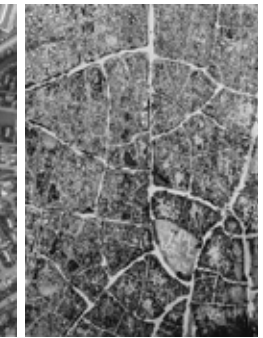
paths



suburban



town



map

SEA SCHEME

Public Space: Fitness Renovation

Puneet Bhasin / puneet@artlinegroup.com

Ed Carr / ed@artlinegroup.com

**** Please be sure to select ONE (1) SET when placing your order. ****



OPTION 1

Tag #: EX-500-orange-reno



OPTION 2

Tag #: EX-500-blue-reno

EX-500 Reno

DESCRIPTION: Scratch Resistant, High Gloss Masonite

O/D: 20"W x 20"H (ea.)

SEA SCHEME

Public Space: Fitness (New Build)

Puneet Bhasin / puneet@artlinegroup.com

Ed Carr / ed@artlinegroup.com

**** Please be sure to select ONE (1) SET when placing your order. ****

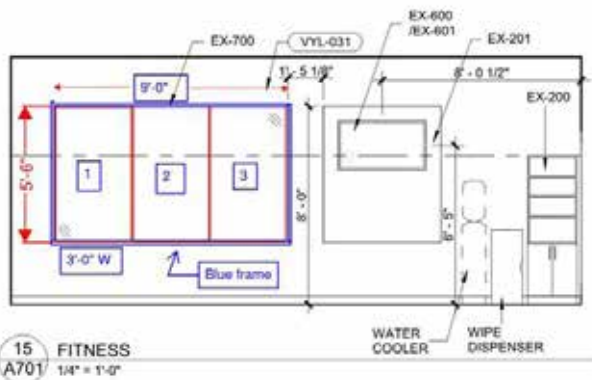


TAG #: EX-500-New

EX-500 New

DESCRIPTION: Scratch Resistant, High Gloss Masonite


O/D: 36"W x 48"H (ea.)



Mirror provided in three sections:

- Framed top, left, bottom
- Framed top, bottom
- Framed top, right, bottom

Client to install as one large mirror



TAG #: EX-700

EX-700

FRAME: 0.38" Jay Blue


O/D: 36"W x 66"H each, for finished size of 108" x 66"

SEA SCHEME

Public Space: Welcome Wall

Puneet Bhasin / puneet@artlinegroup.com

Ed Carr / ed@artlinegroup.com



Lighted Floating-C

LBY-405

DESCRIPTION: Aluminum "C" with LED Lighting and Power Supply

O/D: 22.5"W x 26"H